





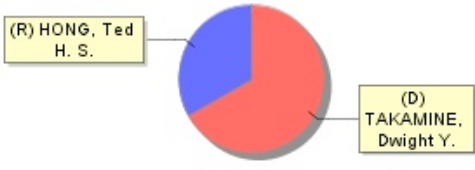
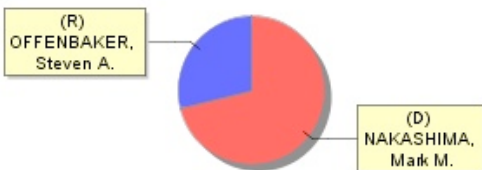



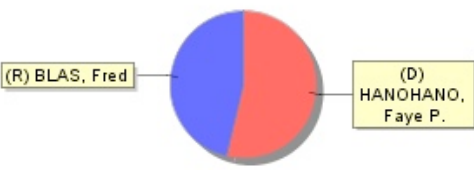
# Kids Voting Hawaii 2008 Electronic Voting Results

LEGEND	
*	Incumbent
C	CONSTITUTION
D	DEMOCRAT
G	GREEN
I	INDEPENDENT
L	LIBERTARIAN
NP	NONPARTISAN
R	REPUBLICAN

119,756 ballots cast

PRESIDENT/VICE PRESIDENT			U. S. HOUSE			
<p>(L) BARR, Bob / (L) ROOT, Wayne A. (I) NADER, Ralph / (R) GONZALEZ, Matt (G) McKINNEY, Cynthia / (G) CLEMENTE, Rosa A. (C) BALDWIN, Chuck / (C) CASTLE, Darrell L. (R) McCain, John S. / (R) PALIN, Sarah (D) OBAMA, Barack H. / (D) BIDEN, Joseph R.</p>			<h3>U.S. HOUSE - CONGRESSIONAL DISTRICT 1</h3> <p>(R) TATAI, Steve (L) ZHAO, Li (D) ABERCROMBIE, E. Neil</p>			
 (D) OBAMA, Barack H. / (D) BIDEN, Joseph R. ✓		90,971	77%	 (D) ABERCROMBIE, Neil* ✓	29,340	62%
 (R) McCain, John S. / (R) PALIN, Sarah L.		21,342	18%	 (L) ZHAO, Li	9,259	19%
 (C) BALDWIN, Chuck / (C) CASTLE, Darrell L.		2,053	2%	 (R) TATAI, Steve	9,083	19%
 (G) McKINNEY, Cynthia / (G) CLEMENTE, Rosa A.		1,296	1%	<h3>U.S. HOUSE - CONGRESSIONAL DISTRICT 2</h3> <p>(I) STENSHOL, Shaun (L) MALLAN, Lloyd J. (R) EVANS, Roger B. (D) HIRONO, Mazie</p>		
				 (D) HIRONO, Mazie* ✓	33,327	69%
				 (R) EVANS, Roger B.	9,698	20%

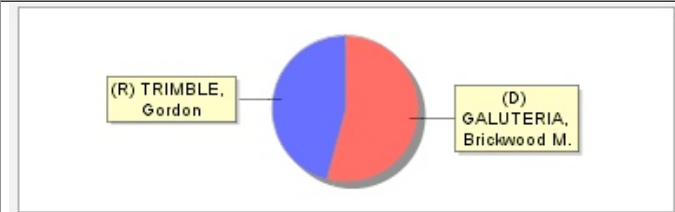
 (I) NADER, Ralph / (R) GONZALEZ, Matt	978	1%	No Photo Submitted (L) MALLAN, Lloyd J.	2,863	6%
			No Photo Submitted (I) STENSHOL, Shaun	2,524	5%
 (L) BARR, Bob / (L) ROOT, Wayne A.	802	1%			

STATE SENATE			STATE HOUSE		
<b>STATE SENATE - DISTRICT 1</b>			<b>STATE HOUSE OF REPRESENTATIVES - DISTRICT 1</b>		
					
(D) TAKAMINE, Dwight Y. ✓	3,210	67%	(D) NAKASHIMA, Mark M. ✓	1,447	71%
(R) HONG, Ted H. S.	1,601	33%	(R) OFFENBAKER, Steven A.	586	29%
<b>STATE SENATE - DISTRICT 5</b>			<b>STATE HOUSE OF REPRESENTATIVES - DISTRICT 3</b>		
					
(D) BAKER, Roz* ✓	1,419	70%	(D) TSUJI, Clifton K. (Clift)* ✓	1,333	74%
(R) SHIELDS, Jan	600	30%	(R) TAVARES, Deirdre (Moana)	474	26%
<b>STATE SENATE - DISTRICT 6</b>			<b>STATE HOUSE OF REPRESENTATIVES - DISTRICT 4</b>		
					
(D) ENGLISH, J. Kalani* ✓	2,190	74%	(D) HANOHANO, Faye P.* ✓	702	54%
(I) BLUMER-BUELL, John	761	26%	(R) BLAS, Fred	606	46%
<b>STATE SENATE - DISTRICT 7</b>					



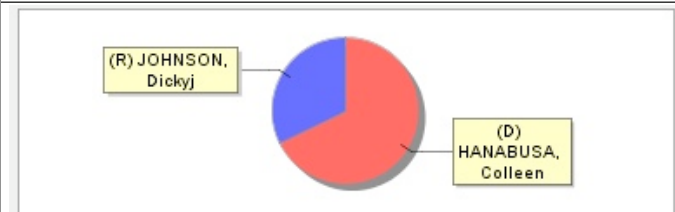
(D) HOOSER, Gary L.* ✓	2,818	51%
(R) GEORGI, JoAnne S.	2,658	49%

**STATE SENATE - DISTRICT 12**



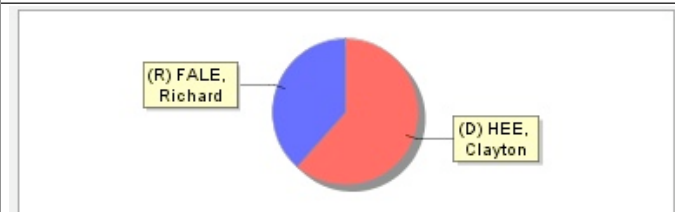
(D) GALUTERIA, Brickwood M. ✓	929	54%
(R) TRIMBLE, Gordon*	784	46%

**STATE SENATE - DISTRICT 21**



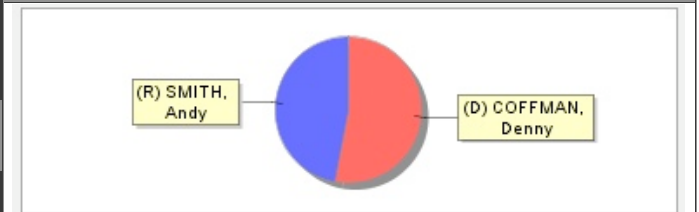
(D) HANABUSA, Colleen* ✓	2,618	68%
(R) JOHNSON, Dickyj	1,250	32%

**STATE SENATE - DISTRICT 23**



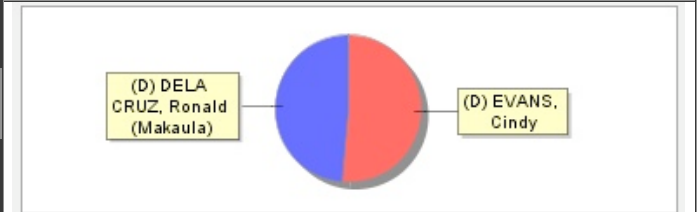
(D) HEE, Clayton* ✓	1,869	61%
(R) FALE, Richard	1,171	39%

**STATE HOUSE OF REPRESENTATIVES - DISTRICT 6**



(D) COFFMAN, Denny ✓	350	53%
(R) SMITH, Andy	311	47%

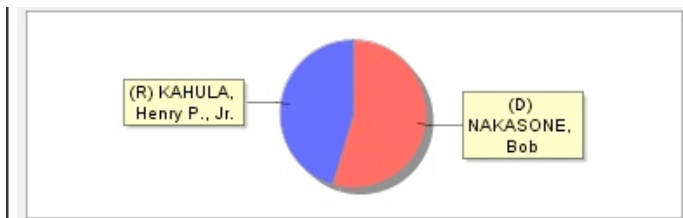
**STATE HOUSE OF REPRESENTATIVES - DISTRICT 7**



(D) EVANS, Cindy* ✓	730	51%
(D) DELA CRUZ, Ronald (Makaula)	692	49%

**STATE HOUSE OF REPRESENTATIVES - DISTRICT 9**

**STATE HOUSE OF REPRESENTATIVES - DISTRICT 20**



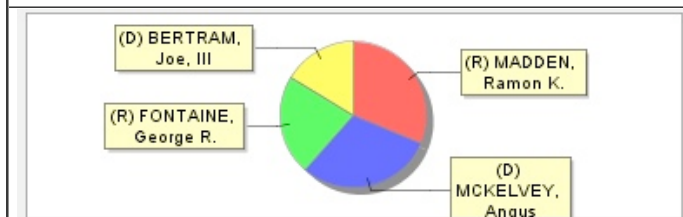
(D) NAKASONE, Bob* ✓	1,469	55%
(R) KAHULA, Henry P., Jr.	1,216	45%



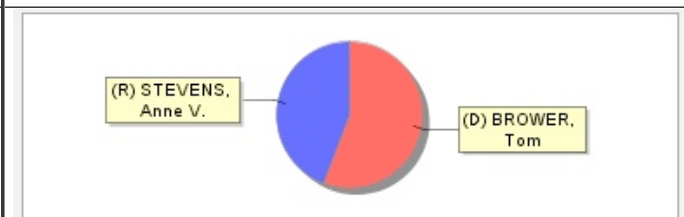
(D) SAY, Calvin K. Y.* ✓	623	58%
(R) ALLEN, Julia E.	445	42%

**STATE HOUSE OF REPRESENTATIVES - DISTRICT 10**

**STATE HOUSE OF REPRESENTATIVES - DISTRICT 23**



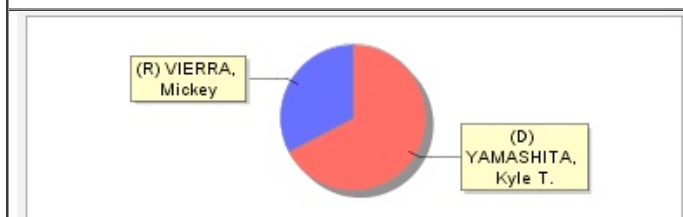
(R) MADDEN, Ramon K. ✓	625	31%
(D) MCKELVEY, Angus*	597	30%
(R) FONTAINE, George R.	443	22%
(D) BERTRAM, Joe, III*	324	16%



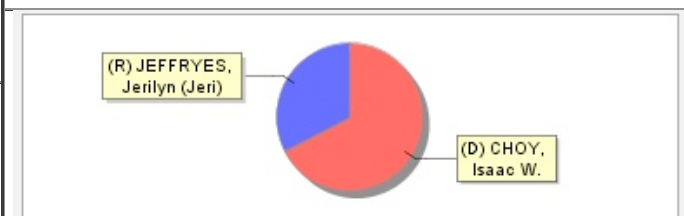
(D) BROWER, Tom* ✓	157	56%
(R) STEVENS, Anne V.	124	44%

**STATE HOUSE OF REPRESENTATIVES - DISTRICT 12**

**STATE HOUSE OF REPRESENTATIVES - DISTRICT 24**



(D) YAMASHITA, Kyle T.* ✓	1,261	67%
(R) VIERRA, Mickey	613	33%



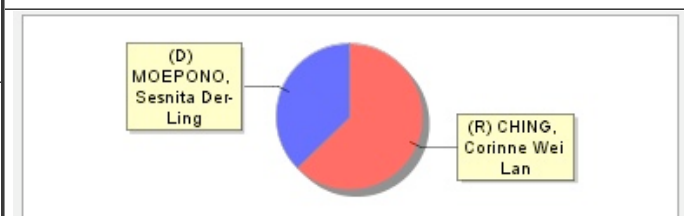
(D) CHOY, Isaac W. ✓	721	68%
(R) JEFFRYES, Jerilyn (Jeri)	347	32%

**STATE HOUSE OF REPRESENTATIVES - DISTRICT 17**

**STATE HOUSE OF REPRESENTATIVES - DISTRICT 27**



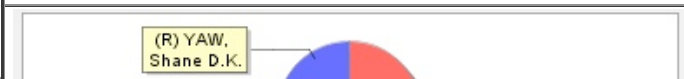
(R) WARD, Gene* ✓	722	58%
(D) MONK, Amy Yukiko	518	42%

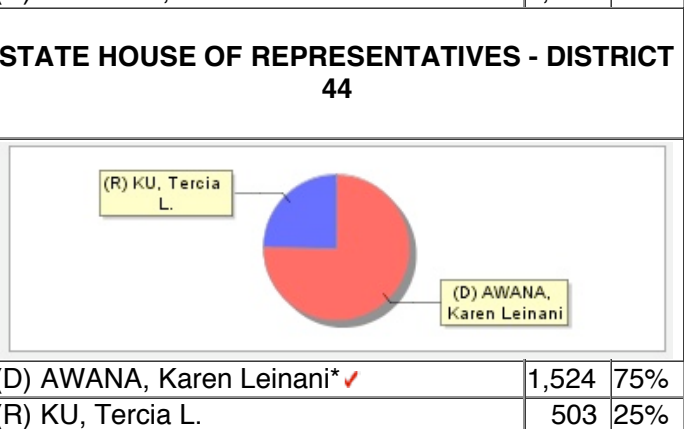
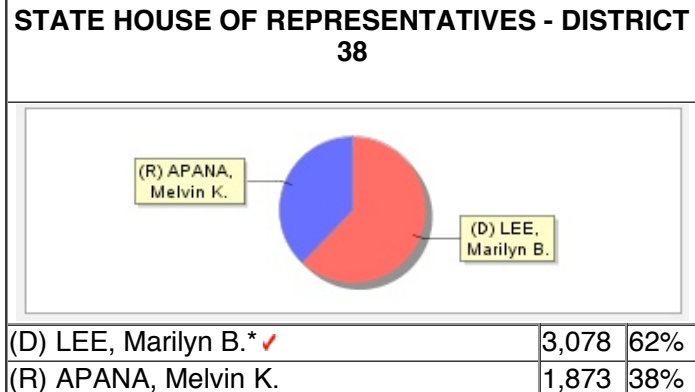
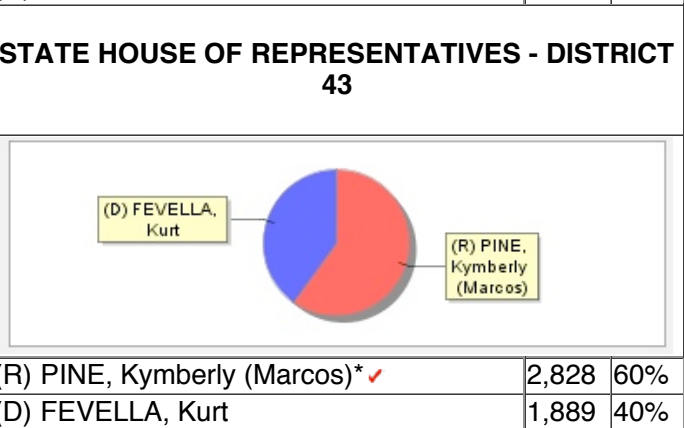
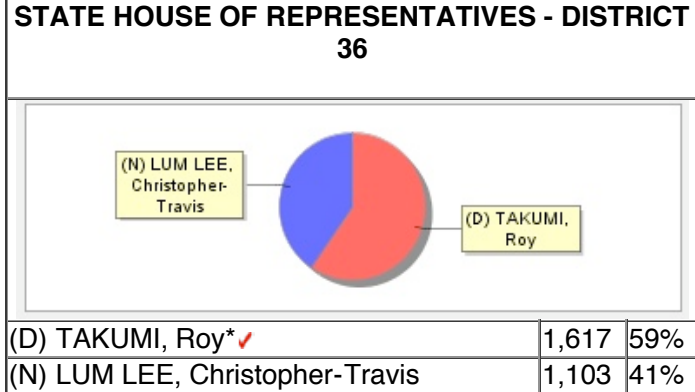
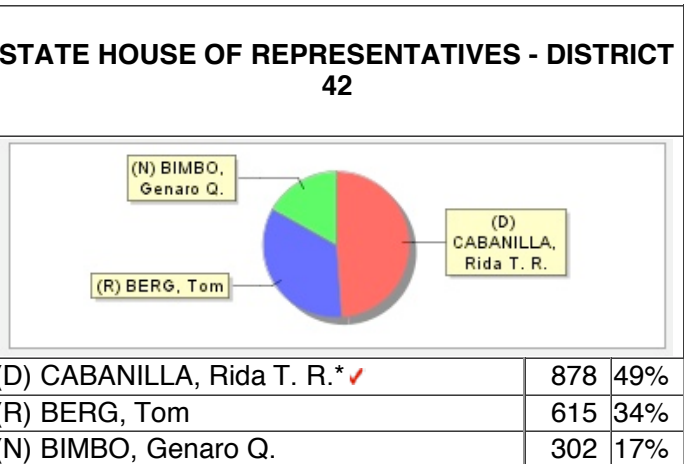
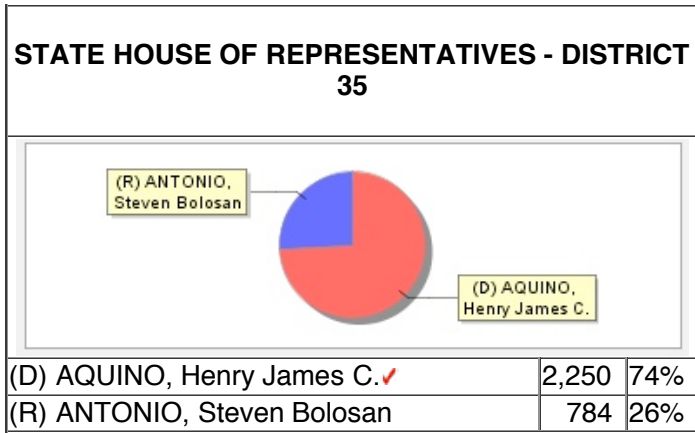
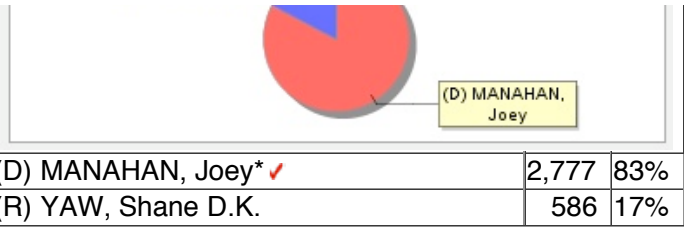
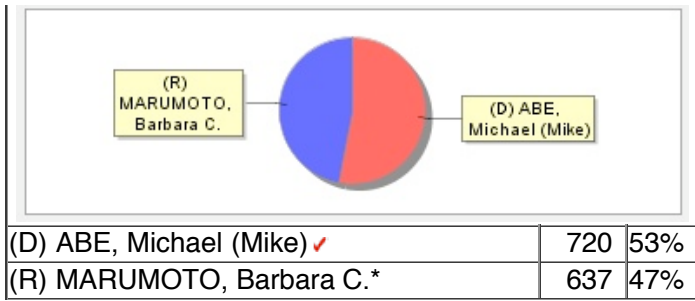


(R) CHING, Corinne Wei Lan* ✓	902	63%
(D) MOEPONO, Sesnita Der-Ling	536	37%

**STATE HOUSE OF REPRESENTATIVES - DISTRICT 19**

**STATE HOUSE OF REPRESENTATIVES - DISTRICT 29**





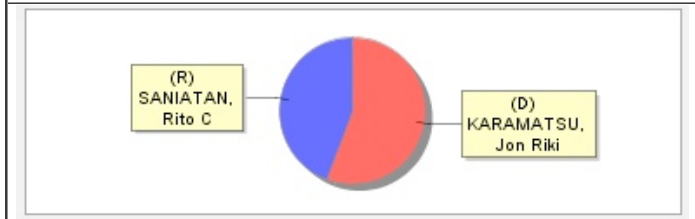
**STATE HOUSE OF REPRESENTATIVES - DISTRICT 40**

**STATE HOUSE OF REPRESENTATIVES - DISTRICT 45**

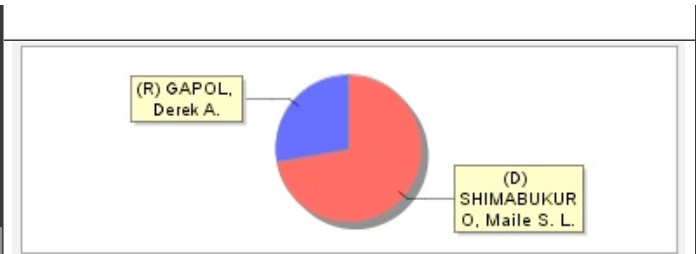


(D) HAR, Sharon E.* ✓	2,144	61%
(R) LEGAL, Jack M.	1,371	39%

**STATE HOUSE OF REPRESENTATIVES - DISTRICT 41**

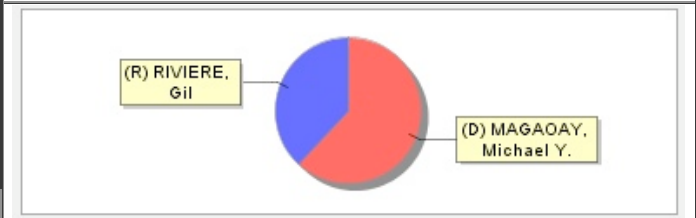


(D) KARAMATSU, Jon Riki* ✓	1,322	56%
(R) SANIATAN, Rito C	1,052	44%



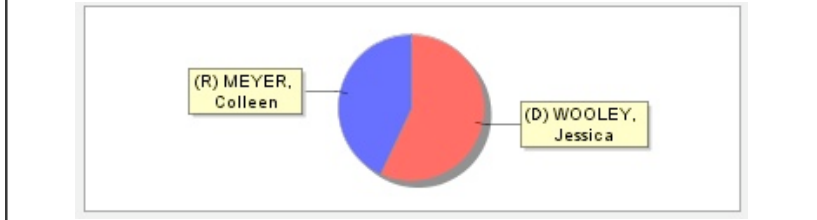
(D) SHIMABUKURO, Maile S. L.* ✓	1,346	72%
(R) GAPOL, Derek A.	517	28%

**STATE HOUSE OF REPRESENTATIVES - DISTRICT 46**



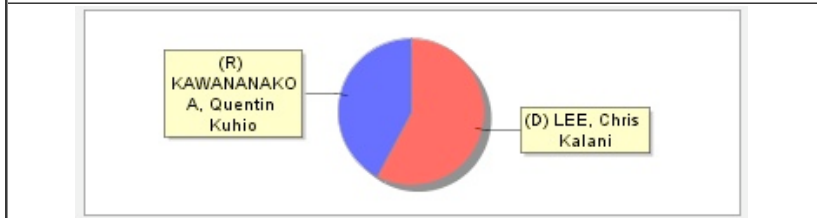
(D) MAGAOAY, Michael Y.* ✓	2,349	62%
(R) RIVIERE, Gil	1,447	38%

**STATE HOUSE OF REPRESENTATIVES - DISTRICT 47**



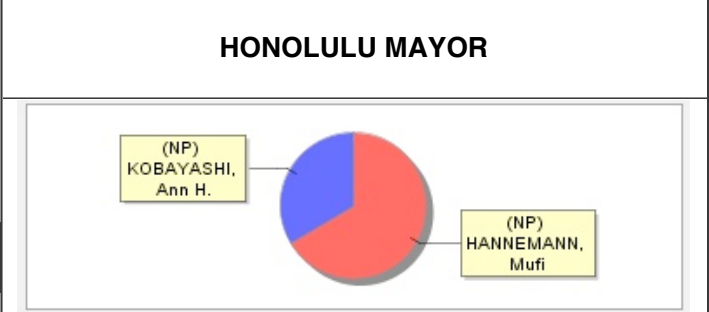
(D) WOOLEY, Jessica ✓	969	57%
(R) MEYER, Colleen*	732	43%

**STATE HOUSE OF REPRESENTATIVES - DISTRICT 51**



(D) LEE, Chris Kalani ✓	868	58%
(R) KAWANANAKO A, Quentin Kuhio	636	42%



**HONOLULU MAYOR**



(NP) HANNEMANN, Mufi* ✓	53,868	66%
(NP) KOBAYASHI, Ann H.	27,201	34%

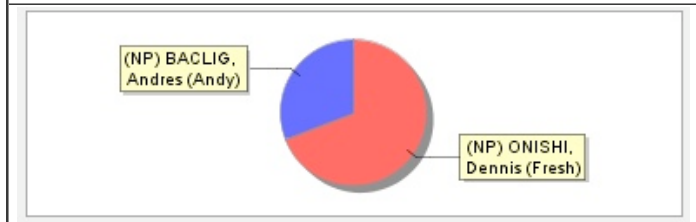
**HAWAII MAYOR**

**KAUAI MAYOR**

					
(NP) KENOI, Billy ✓	7,786	70%	(NP) CARVALHO, Bernard P. Jr. ✓	3,931	69%
(NP) PILAGO, K. Angel	3,394	30%	(NP) YUKIMURA, JoAnn A.	1,792	31%

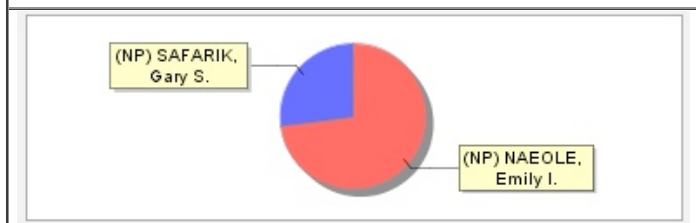
**HAWAII COUNTY COUNCIL**

**COUNCILMEMBER - HAWAII COUNCIL DISTRICT 4**



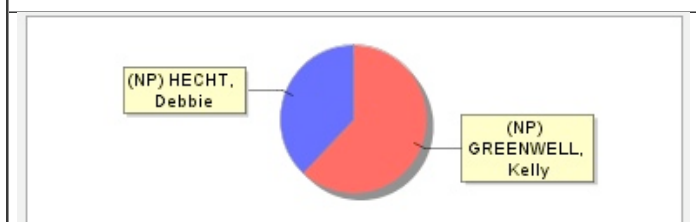
(NP) ONISHI, Dennis (Fresh) ✓	1,345	69%
(NP) BACLIG, Andres (Andy)	599	31%

**COUNCILMEMBER - HAWAII COUNCIL DISTRICT 5**



(NP) NAEOLE, Emily I.* ✓	811	73%
(NP) SAFARIK, Gary S.	303	27%

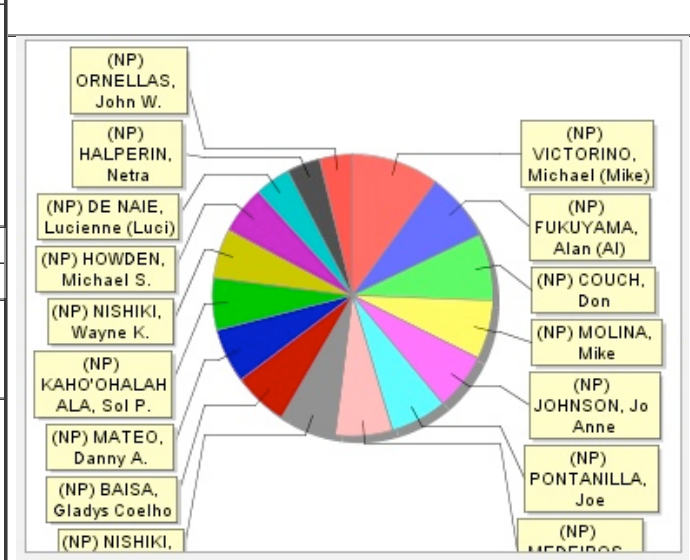
**COUNCILMEMBER - HAWAII COUNCIL DISTRICT 8**



(NP) GREENWELL, Kelly ✓	381	62%
(NP) HECHT, Debbie	233	38%

**MAUI COUNTY COUNCIL (9 Seats)**

**COUNCILMEMBER - MAUI COUNCIL DISTRICT**  
Nine (9) candidates win.



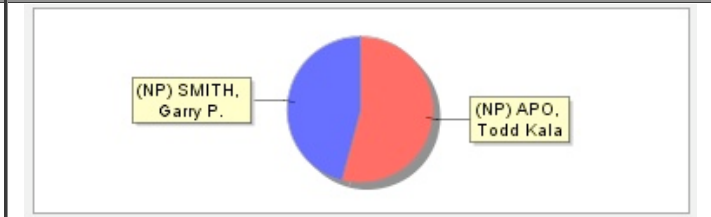
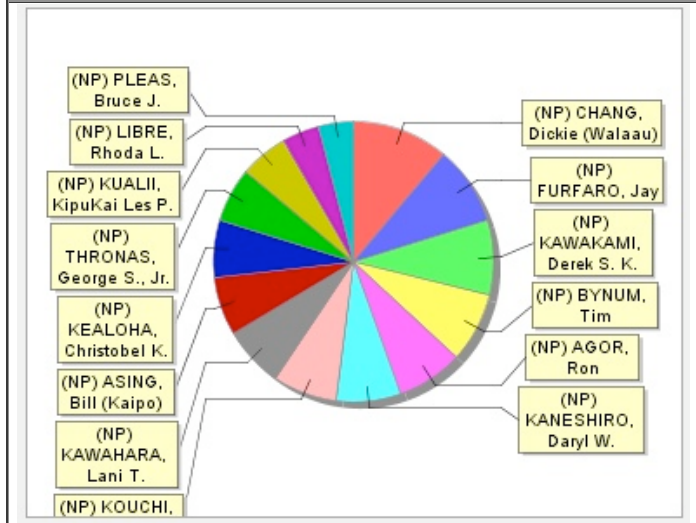
(NP) VICTORINO, Michael (Mike) ✓	5,825	10%
(NP) FUKUYAMA, Alan (Al) ✓	4,548	8%
(NP) COUCH, Don ✓	4,394	8%
(NP) MOLINA, Mike* ✓	3,903	7%
(NP) JOHNSON, Jo Anne ✓	3,840	7%
(NP) PONTANILLA, Joe ✓	3,787	7%
(NP) MEDEIROS, Bill (Kauakea) ✓	3,772	7%
(NP) NISHIKI, Kai ✓	3,734	6%
(NP) BAISA, Gladys Coelho ✓	3,657	6%
(NP) MATEO, Danny A.	3,623	6%
(NP) KAHO'OHALAHALA, Sol P.	3,477	6%
(NP) NISHIKI, Wayne K.	3,283	6%
(NP) HOWDEN, Michael S.	3,175	5%
(NP) DE NAIE, Lucienne (Luci)	2,406	4%
(NP) HALPERIN, Netra	2,243	4%
(NP) ORNELLAS, John W.	2,177	4%

**KAUAI COUNTY COUNCIL (7 Seats)**

**HONOLULU CITY COUNCIL**

**COUNCILMEMBER - KAUAI COUNCIL DISTRICT**  
Seven (7) candidates win.

**COUNCILMEMBER - HONOLULU COUNCIL DISTRICT I**

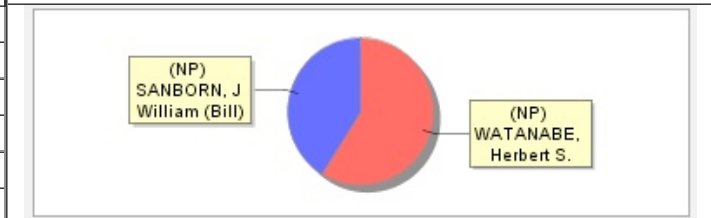


(NP) APO, Todd Kala* ✓	6,132	54%
(NP) SMITH, Garry P.	5,200	46%

**BOARD OF EDUCATION**

**BOE 1ST DEPARTMENTAL SCHOOL DISTRICT - HAWAII**

(NP) CHANG, Dickie (Walaau) ✓	3,326	11%
(NP) FURFARO, Jay* ✓	2,705	9%
(NP) KAWAKAMI, Derek S. K. ✓	2,595	9%
(NP) BYNUM, Tim* ✓	2,385	8%
(NP) AGOR, Ron ✓	2,294	8%
(NP) KANESHIRO, Daryl W.* ✓	2,248	8%
(NP) KOUCHI, Ronald* ✓	2,186	7%
(NP) KAWAHARA, Lani T.	2,110	7%
(NP) ASING, Bill (Kaipo)*	2,040	7%
(NP) KEALOHA, Christobel K.	1,962	7%
(NP) THRONAS, George S., Jr.	1,883	6%
(NP) KUALII, KipuKai Les P.	1,656	6%
(NP) LIBRE, Rhoda L.	1,276	4%
(NP) PLEAS, Bruce J.	1,216	4%



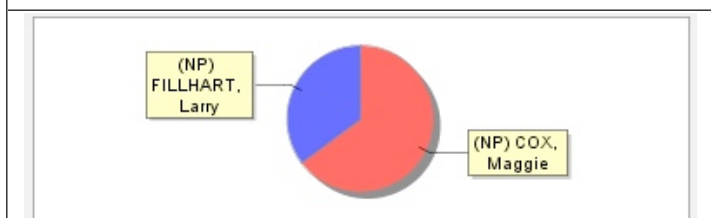
(NP) WATANABE, Herbert S.* ✓	5,934	59%
(NP) SANBORN, J William (Bill)	4,139	41%

**BOE 3RD DEPARTMENTAL SCHOOL DISTRICT - HONOLULU**



(NP) MATSUMOTO, Denise L.* ✓	37,092	56%
(NP) LEE, Carol Mon	29,500	44%

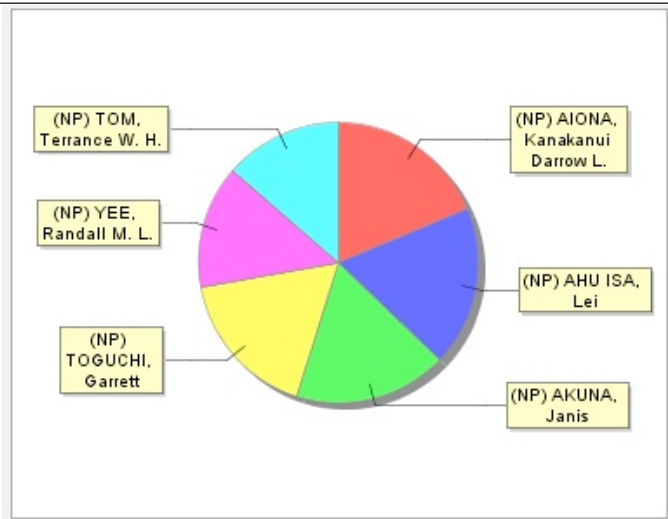
**BOE 7TH DEPARTMENTAL SCHOOL DISTRICT - KAUAI**



(NP) COX, Maggie* ✓	3,431	65%
(NP) FILLHART, Larry	1,867	35%

**BOE 1ST DISTRICT AT LARGE - No Departmental School District Residency**

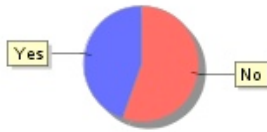
Three (3) candidates win.



(NP) AIONA, Kananui Darrow L. ✓	25,314	19%
(NP) AHU ISA, Lei* ✓	24,945	18%
(NP) AKUNA, Janis ✓	23,971	18%
(NP) TOGUCHI, Garrett*	23,367	17%
(NP) YEE, Randall M. L.	19,386	14%
(NP) TOM, Terrance W. H.	18,299	14%

**Proposed State Constitutional Amendments**

Shall the age qualification to run for Governor or Lieutenant Governor be reduced from thirty years of age to twenty-five years of age?



No ✓	32,393	55%
Yes	26,040	45%

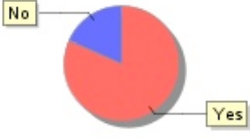

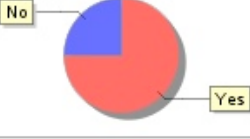
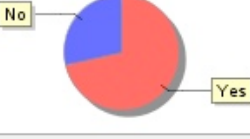
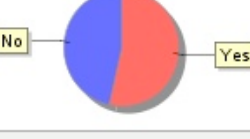
Shall there be a convention to propose changes to the Hawaii State Constitution?



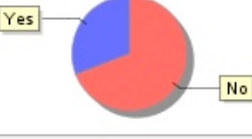




Yes ✓	31,172	53%
No	27,673	47%

Student Ballot Issues		
20. Should all hired teachers in public and private schools be required to submit to random drug tests?		
Yes ✓	39,421	67%
No	19,347	33%
22. Should the Hawaii Superferry be allowed to dock on your island to on-load or off-load passengers and their belongings?		
Yes ✓	45,637	78%
No	12,589	22%
1. Do you have dirty restroom problems at your school?		
Yes ✓	61,401	58%
No	43,633	42%
2. Do you have bullying or violence problems at your school?		
No ✓	56,038	54%
Yes	48,448	46%
3. Do you have vandalism problems at your school?		
No ✓	52,603	51%
Yes	51,023	49%

4. Do you feel safe at school?		
Yes ✓	85,944	82%
No	18,530	18%
5. In an effort to protect the environment, should schools take action to reduce the use of electricity?		
Yes ✓	75,442	74%
No	26,854	26%
6. In an effort to protect the environment, should schools promote the use of recyclable products?		
Yes ✓	90,569	89%
No	11,079	11%
7. Should there be a statewide ban on plastic bags?		
No ✓	53,674	53%
Yes	47,398	47%
8. Currently, the Student member of the Board of Education does not have a vote on board decisions. Should the Student member of the Board of Education have equal voting privileges as adult members?		
Yes ✓	46,325	78%
No	13,255	22%

9. Should the Athletics school programs be safe from budget cuts?		
		
Yes ✓	48,685	82%
No	10,920	18%
10. Should the Arts school programs be safe from budget cuts?		
		
Yes ✓	46,467	78%
No	12,990	22%
11. Should the After School Programs (A+) be safe from budget cuts?		
		
Yes ✓	44,627	75%
No	14,850	25%
12. Should the JROTC (Junior Reserve Officer Training Corps) school programs be safe from budget cuts?		
		
Yes ✓	41,878	71%
No	16,729	29%
13. Should community service be included as a requirement for graduation?		
		
Yes ✓	31,715	54%
No	27,419	46%
14. Government offices are considering a 4-day work week. Should schools do the same?		

15. Graffiti is a problem in many neighborhoods. Should there be designated places where graffiti as art be allowed?		
		
Yes ✓	44,123	74%
No	15,180	26%
16. Are there drug and alcohol problems at your school?		
		
No ✓	36,002	61%
Yes	22,708	39%
17. Are there teen pregnancy problems at your school?		
		
No ✓	40,591	69%
Yes	18,151	31%
18. Are there cyber (online) bullying problems at your school?		
		
No ✓	45,877	78%
Yes	12,732	22%
19. Does your school have enough textbooks?		
		
Yes ✓	39,259	67%
No	19,698	33%
21. Shall the powers, duties and functions of the City and County of Honolulu include establishing a steel wheel on steel rail transit system?		

